



UNIVERSAL LIGHT BAR KIT

PRODUCT
OVERVIEW



SCAN OR
CLICK HERE

FEATURES

- The Universal Light Bar Kit is designed for cost effective and energy efficient LED linear retrofit applications. It Can be used to seamlessly retrofit most existing fluorescent T8,T12 and T5 lamp fixtures without the need to reuse the existing sockets or lamp ballasts.
- The Universal Light Bar Kit is lightweight and built for durability, featuring a plastic housing and a frosted polycarbonate lens.
- ULB is available in 1 to 4 light bar kit options with 2', 3' and 4' lengths; lumen outputs range from 1800lm to 6500lm with field lumen selectable drivers. Standard 80CRI, 0-10V dimming (dims to 10%) and additional control system compatibility options available. 3500K, 4000K, and 5000K CCT options.
- Magnetic backing aid in securing and aligning light bars on existing housing. Self-tapping Tek screws secure drivers and bars to surface. Quick connectors and included wiring harnesses enable fast and seamless installation.
- High quality LED and energy efficient driver provides supreme service life. ULB is rated to deliver L70 performance >100,00hrs. Performance levels exceed 160 LPW.
- Rated for ambient temperature between -4°F to 122°F (-20°C to 50°C). Suitable for enclosed and damp applications.
- Standard 5-year warranty/ Optional 10 year available.

DIGITAL NAVIGATION

Explore the spec sheet through the links below

[ORDERING GUIDE](#) [QUICK SHIP](#) [LED SYSTEMS TABLE](#) [LOGISTIC INFORMATION](#)
[CONTROLS](#) [LINE DRAWINGS](#) [ACCESSORIES](#)



SUITABLE APPLICATIONS

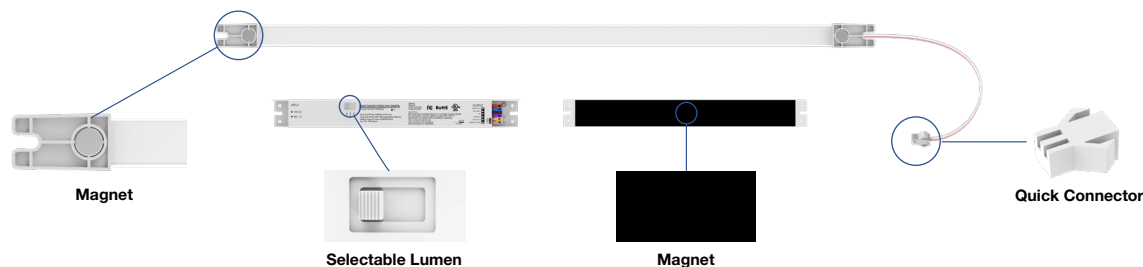
- Education
- Healthcare
- Offices
- Grocery
- Retail
- Storage Facility
- Residential
- Stairwell

CERTIFICATIONS



FOCUS FEATURE

Lumen Selectable



SPECIFICATIONS

CONSTRUCTION

Durable plastic housing with frosted polycarbonate lens. Integrated magnets on back of light bars and drivers provide secure alignment, while included self-tapping tek screws lock components firmly in place for a stable, long-lasting installation and operation.

ELECTRICAL

Calculated L70 > 100,000 hrs. LED Lumen Maintenance Estimates based on TM-21 projections for the light source at 25°C ambient. Power Factor > 0.90. THD < 20%. Standard 120-277 Vac 0-10V dimmable (10%-100%). Optional emergency battery backups available to meet critical life safety lighting requirements.

INSTALLATION

Installs into most existing fluorescent fixtures with T8, T12, or T5/T5HO lamps. Light bars fit between existing sockets with no removal required. Magnetic backing allows easy positioning of bars and drivers, with Tek screws included for secure mounting. Quick-connect wiring and a pre-configured harness ensure fast, efficient installation.

THERMAL

Standard ambient temperature range -4°F to 122°F (-30°C to 50°C). Reduced fixture maximum ambient on emergency battery backups, consult factory.

CONTROLS

Bi Level Dimming Control Sensor available.

CERTIFICATIONS

TAA Compliant. ETL Listed to US and Canadian safety standards. Suitable for damp locations. Title 24 Compliant with sensor option; see local ordinance for qualification information. DLC (DesignLights Consortium) Standard Qualified. Please refer to the DLC Qualified Products List at www.Designlights.org/QPL to confirm specific product qualifications.

WARRANTY

5 Year Warranty Standard; 10 Year Warranty Optional (Terms and Conditions apply).



UNIVERSAL LIGHT BAR KIT

ORDERING GUIDE

PART #

Example: ULB4-40L-U-40-L4

SERIES	LUMENS	DRIVER	CCT	LIGHT BAR QTY	CONTROLS OPTIONS		WARRANTY
					BASIC	ADVANCED	
ULB2 ^{1,2} Universal Light Bar Kit 2ft	20L 2,000 lm	U 120-277V	35 ³ 3500K 40 4000K 50 ³ 5000K	L1 One Bar L2 Two Bars L3 Three Bars L4 Four Bars	BLANK None MWS Bi-level Dimming Microwave Sensor	BLANK None NURO ³ NUROAir Bluetooth Microwave Sensor	BLANK 5 Year 10YR 10 Year
ULB3 ² Universal Light Bar Kit 3 ft	30L 3,000 lm						
ULB4 Universal Light Bar Kit 4 ft	40L 4,000 lm						

ACCESSORIES (SHIP WITH)

BLANK	None
NURO-SW-3B-BT-BLE-WP-V1	NUROAir Bluetooth 3-Key Wireless Battery Powered Wall Switch
NURO-SW-5B-BT-BLE-WP-V1	NUROAir Bluetooth 5-Key Wireless Battery Powered Wall Switch
NURO-SW-7B-AC-BLE-WP-V1	NUROAir Bluetooth 7-Key Line Voltage (AC 120-277V) Powered Wall Switch
8EMINVERTER	8W Emergency Inverter - Title 20 Compliant
24EMINVERTER	24W Emergency Inverter - Title 20 Compliant
TAPETESTACC	Adhesive Field Fixture Mount Test Switch
CEILTESTACC	Remote Round Ceiling Mount Test Switch
WALLPLATE	Single Gang Jbox Emergency Face Plate and Indicator Light Button
MS021R	Microwave Sensor (Field Installation)
MR010	Microwave Sensor Remote Controller

FOOTNOTES

¹ L1 No Lumen selectable options on 2' version (ULB2 20L).

² Contact factory for lead-time of 3ft bars (kit of 1, 2, 3, and 4) and 2ft bars (kit of 3 and 4).

³ Contact Factory for lead time



QUICK SHIP ITEMS

PRODUCT	DESCRIPTION	DLC LISTING
ULB2-20L-U-40-L2	2' Light Bar Kit, 2,300/2900/3600 LM, 120-277V Driver, 4000K, 2 Bar Kit	Standard
ULB4-30L-U-40-L2	4' Light Bar Kit, 5200/5900/6500LM, 120-277V Driver, 4000K, 2 Bar Kit	Standard
ULB4-40L-U-40-L4	4' Light Bar Kit, 5200/5900/6500LM, 120-277V Driver, 4000K, 4 Bar Kit	Standard

QUICK SHIP ACCESSORIES

BLANK	None
NURO-SW-3B-BT-BLE-WP-V1	NUROAir Bluetooth 3-Key Wireless Battery Powered Wall Switch
NURO-SW-5B-BT-BLE-WP-V1	NUROAir Bluetooth 5-Key Wireless Battery Powered Wall Switch
NURO-SW-7B-AC-BLE-WP-V1	NUROAir Bluetooth 7-Key Line Voltage (AC 120-277V) Powered Wall Switch
8EMINVERTER	8W Emergency Inverter - Title 20 Compliant
24EMINVERTER	24W Emergency Inverter - Title 20 Compliant
TAPETESTACC	Adhesive Field Fixture Mount Test Switch
CEILTESTACC	Remote Round Ceiling Mount Test Switch
WALLPLATE	Single Gang Jbox Emergency Face Plate and Indicator Light Button
MS021R	Microwave Sensor (Field Installation)
MR010	Microwave Sensor Remote Controller



UNIVERSAL LIGHT BAR KIT

LED SYSTEMS INFO

LED SYSTEMS INFO Part #	Nominal Light Bar Length	Light Bar Quantity	Bare Light Bar		Inside Fixture*		Wattage	DLC
			Lumens	Efficacy (lm/W)	Lumens	Efficacy (lm/W)		
ULB2-20L-U-35-L1	2ft	1	1760	160	1320	120	11	N/A
ULB2-20L-U-40-L1			1800	164	1,350	123	11	N/A
ULB2-20L-U-50-L1			1800	164	1,350	123	11	N/A
ULB2-20L-U-35-L2	2ft	2	2200 / 2900 / 3520	157 / 161 / 160	1580 / 2080 / 2530	115	14 / 18 / 22	Standard
ULB2-20L-U-40-L2			2300 / 2900 / 3600	164 / 161 / 163	1650 / 2080 / 2600	118	14 / 18 / 22	Standard
ULB2-20L-U-50-L2			2300 / 2900 / 3600	164 / 161 / 163	1650 / 2080 / 2600	118	14 / 18 / 22	Standard
ULB2-20L-U-35-L3	2ft	3	2900 / 4000 / 5280	161 / 160 / 160	2100 / 2900 / 3900	118	18 / 25 / 33	Standard
ULB2-20L-U-40-L3			2900 / 4100 / 5400	161 / 164 / 163	2100 / 2970 / 4000	121	18 / 25 / 33	Standard
ULB2-20L-U-50-L3			2900 / 4100 / 5400	161 / 164 / 163	2100 / 2970 / 4000	121	18 / 25 / 33	Standard
ULB2-20L-U-35-L4	2ft	4	5100 / 5800 / 6400	159 / 161 / 160	3920 / 4460 / 4920	123	32 / 36 / 40	Standard
ULB2-20L-U-40-L4			5200 / 5900 / 6500	162 / 163 / 162	4000 / 4540 / 5000	125	32 / 36 / 40	Standard
ULB2-20L-U-50-L4			5200 / 5900 / 6500	162 / 163 / 162	4000 / 4540 / 5000	125	32 / 36 / 40	Standard
ULB3-30L-U-35-L1	3ft	1	1800 / 2200 / 2640	163 / 157 / 160	1330 / 1620 / 1950	118	11 / 14 / 16.5	N/A
ULB3-30L-U-40-L1			1800 / 2300 / 2700	163 / 164 / 163	1300 / 1660 / 2000	121	11 / 14 / 16.5	N/A
ULB3-30L-U-50-L1			1800 / 2300 / 2700	163 / 164 / 163	1300 / 1660 / 2000	121	11 / 14 / 16.5	N/A
ULB3-30L-U-35-L2	3ft	2	2900 / 4000 / 5280	161 / 160 / 160	2100 / 2900 / 3900	118	18 / 25 / 33	Standard
ULB3-30L-U-40-L2			2900 / 4100 / 5400	161 / 164 / 163	2100 / 2970 / 4000	121	18 / 25 / 33	Standard
ULB3-30L-U-50-L2			2900 / 4100 / 5400	161 / 164 / 163	2100 / 2970 / 4000	121	18 / 25 / 33	Standard
ULB3-30L-U-35-L3	3ft	3	5100 / 5800 / 6400	159 / 161 / 160	3920 / 4460 / 4920	123	32 / 36 / 40	Standard
ULB3-30L-U-40-L3			5200 / 5900 / 6500	162 / 163 / 162	4000 / 4540 / 5000	125	32 / 36 / 40	Standard
ULB3-30L-U-50-L3			5200 / 5900 / 6500	162 / 163 / 162	4000 / 4540 / 5000	125	32 / 36 / 40	Standard
ULB3-30L-U-35-L4	3ft	4	5100 / 5800 / 6400	159 / 161 / 160	3920 / 4460 / 4920	123	32 / 36 / 40	Standard
ULB3-30L-U-40-L4			5200 / 5900 / 6500	162 / 163 / 162	4000 / 4540 / 5000	125	32 / 36 / 40	Standard
ULB3-30L-U-50-L4			5200 / 5900 / 6500	162 / 163 / 162	4000 / 4540 / 5000	125	32 / 36 / 40	Standard
ULB4-40L-U-35-L1	4ft	1	2200 / 2900 / 3520	157 / 161 / 160	1650 / 2170 / 2640	120	14 / 18 / 22	N/A
ULB4-40L-U-40-L1			2300 / 2900 / 3600	164 / 161 / 163	1660 / 2100 / 2700	123	14 / 18 / 22	N/A
ULB4-40L-U-50-L1			2300 / 2900 / 3600	164 / 161 / 163	1660 / 2100 / 2700	123	14 / 18 / 22	N/A
ULB4-40L-U-35-L2	4ft	2	5100 / 5800 / 6400	159 / 161 / 160	3920 / 4460 / 4920	123	32 / 36 / 40	Standard
ULB4-40L-U-40-L2			5200 / 5900 / 6500	162 / 163 / 162	4000 / 4540 / 5000	125	32 / 36 / 40	Standard
ULB4-40L-U-50-L2			5200 / 5900 / 6500	162 / 163 / 162	4000 / 4540 / 5000	125	32 / 36 / 40	Standard
ULB4-40L-U-35-L3	4ft	3	5100 / 5800 / 6400	159 / 161 / 160	3920 / 4460 / 4920	123	32 / 36 / 40	Standard
ULB4-40L-U-40-L3			5200 / 5900 / 6500	162 / 163 / 162	4000 / 4540 / 5000	125	32 / 36 / 40	Standard
ULB4-40L-U-50-L3			5200 / 5900 / 6500	162 / 163 / 162	4000 / 4540 / 5000	125	32 / 36 / 40	Standard
ULB4-40L-U-35-L4	4ft	4	5100 / 5800 / 6400	159 / 161 / 160	3920 / 4460 / 4920	123	32 / 36 / 40	Standard
ULB4-40L-U-40-L4			5200 / 5900 / 6500	162 / 163 / 162	4000 / 4540 / 5000	125	32 / 36 / 40	Standard
ULB4-40L-U-50-L4			5200 / 5900 / 6500	162 / 163 / 162	4000 / 4540 / 5000	125	32 / 36 / 40	Standard

*Tested in 2x2 and 2x4 traditional troffers

*Longer lead time

LOGISTIC INFORMATION

LOGISTIC INFO Part # ¹	Master Carton			Pallet		
	Carton Qty	Carton Dimensions	Carton Weight (lbs)	Carton/Pallet	Dimensions (LxWxH)	Pallet Weight (lbs)
ULB2-20L-U-XX-L1	24	22-3/16" x 12" x 12-7/16"	22.6	42	47.2"x39.4"x95.5"	989
ULB2-20L-U-XX-L2	24	22-3/16" x 12" x 12-7/16"	26.6	42	47.2"x39.4"x95.5"	1158
ULB2-20L-U-XX-L3	24	22-3/16" x 18-5/16" x 12-7/16"	34.5	28	47.2"x39.4"x95.5"	1007
ULB2-20L-U-XX-L4	24	22-3/16" x 18-5/16" x 12-7/16"	36.7	28	47.2"x39.4"x95.5"	1068
ULB3-30L-U-XX-L1	24	34-5/16" x 12" x 12-7/16"	27.1	28	47.2"x39.4"x95.5"	800
ULB3-30L-U-XX-L2	24	34-5/16" x 12" x 12-7/16"	32.8	28	47.2"x39.4"x95.5"	957
ULB3-30L-U-XX-L3	24	34-5/16" x 18-5/16" x 12-7/16"	43.5	14	47.2"x39.4"x95.5"	649
ULB3-30L-U-XX-L4	24	34-5/16" x 18-5/16" x 12-7/16"	45.8	14	47.2"x39.4"x95.5"	681
ULB4-40L-U-XX-L1	12	45-11/16" x 8-5/16" x 9-7/16"	22.5	36	47.2"x39.4"x94.5"	850
ULB4-40L-U-XX-L2	12	45-11/16" x 8-5/16" x 9-7/16"	26.4	36	47.2"x39.4"x94.5"	990
ULB4-40L-U-XX-L3	12	45-11/16" x 12-7/16" x 9-7/16"	26.6	27	47.2"x39.4"x94.5"	758
ULB4-40L-U-XX-L4	12	45-11/16" x 12-7/16" x 9-7/16"	31.2	27	47.2"x39.4"x94.5"	881

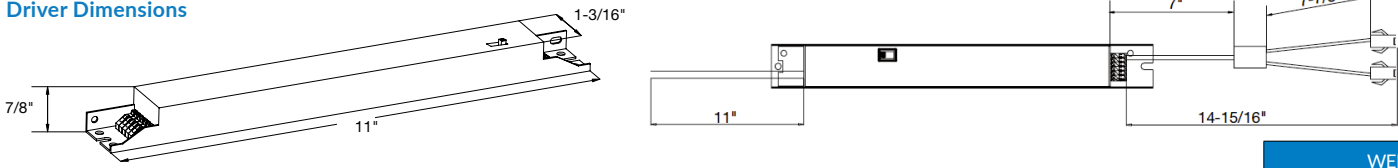
¹XX- Color Temperature



UNIVERSAL LIGHT BAR KIT


LINE DRAWINGS

Driver Dimensions




WEIGHT	
Driver	0.55lbs

2FT




WEIGHT	
ULB2-20L-U-40	0.11lbs
ULB3-30L-U-40	0.18lbs
ULB4-40L-U-40	0.24lbs

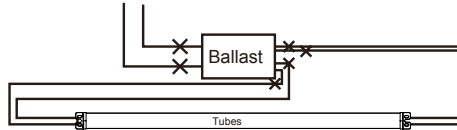
3FT



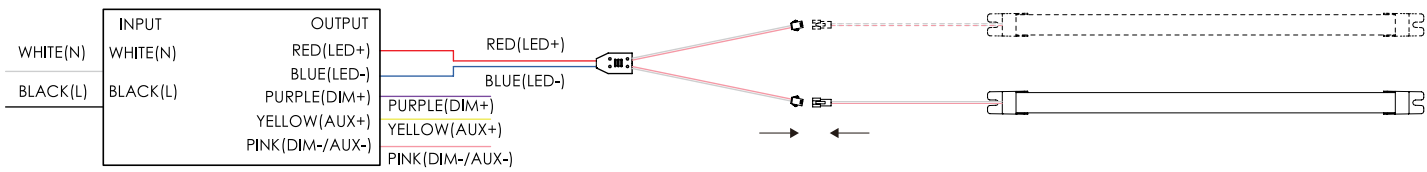
4FT



Light Bar Installation

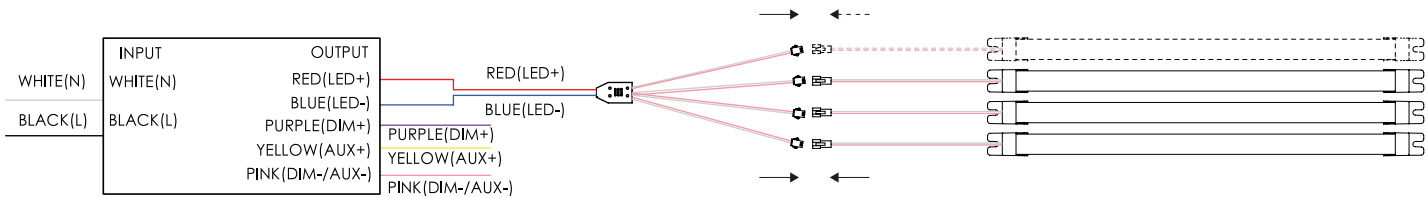


Cut all wires connecting ballast.



LED Driver

Kit of 1 / Kit of 2



LED Driver

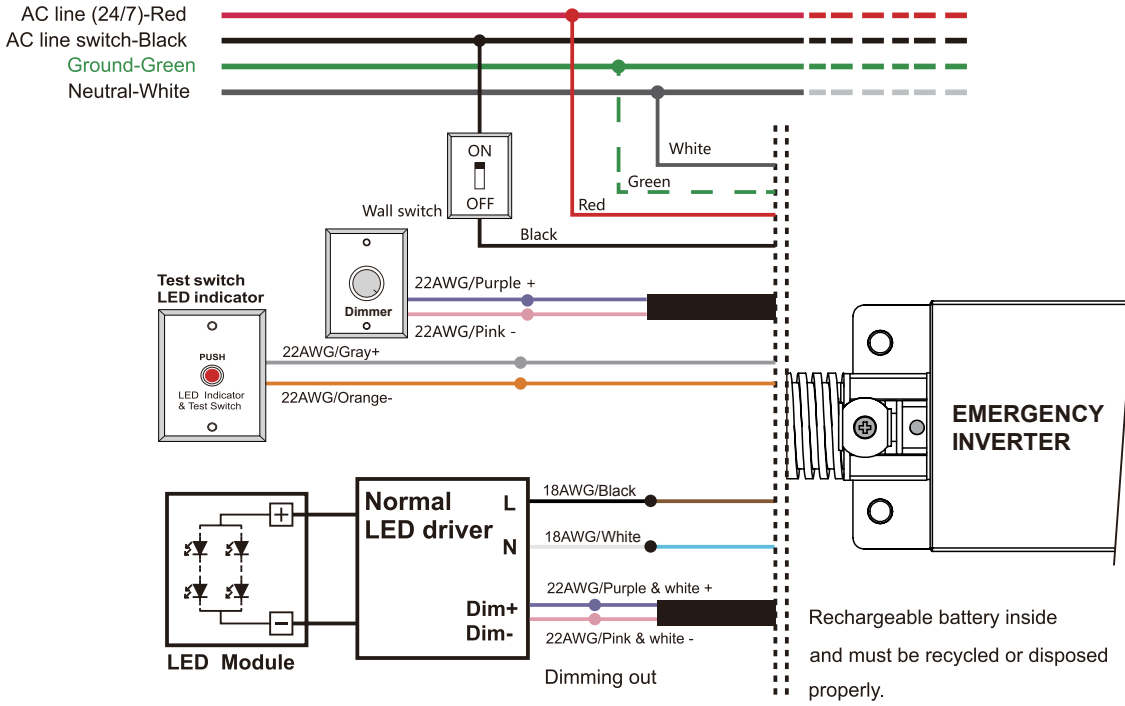
Kit of 3 / Kit of 4



UNIVERSAL LIGHT BAR KIT

LINE DRAWINGS (Continued)

Emergency Inverter Installation



TYPE	PART NUMBER ¹	LUMEN OUTPUT LEVEL AT EM MODE - Kit of 1		LUMEN OUTPUT LEVEL AT EM MODE - Kit of 2/3/4	
		8EMINVERTER	24EMINVERTER	8EMINVERTER	24EMINVERTER
Light Bar	ULB2-20L-U-XX	1,300 lm	1,800 lm	1,300 lm	3,600 lm
	ULB3-30L-U-XX	1,300 lm	2,700 lm	1,300 lm	3,900 lm
	ULB4-40L-U-XX	1,300 lm	3,600 lm	1,300 lm	3,900 lm

¹XX= Color Temperature



UNIVERSAL LIGHT BAR KIT

CONTROLS OPTIONS

ADVANCED

NUROAir by ILLUMUS

NURO

NUROAir Integrated Bluetooth Sensor is the optimal groupable controls lighting solution. With main features such as PIR Motion Sensing, Occupancy/Vacancy, Bi-Level Dimming and Daylight Harvesting - this flexibility makes the NUROAir Integrated Sensor ideal for tailoring lighting to specific space needs, optimizing both ambiance and efficiency. The NUROAir App, available for download on iOS and Google Play Store, offers a user-friendly interface for automatic or manual customization of your space. Through the app, users can configure sensor settings such as the Light Output, Hold Time, Standby Time/Level, High/Low End Trim, Background Light Level, Set Schedules, and Control Lighting Groups or Zones, all from a mobile or tablet device. Manual control is also available with a range of compatible wireless & wired wall switch options.



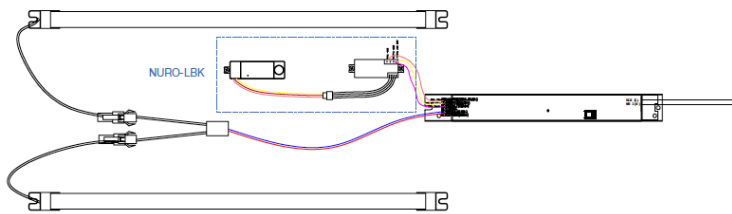
POWERED BY ILLUMUS, BRANDS



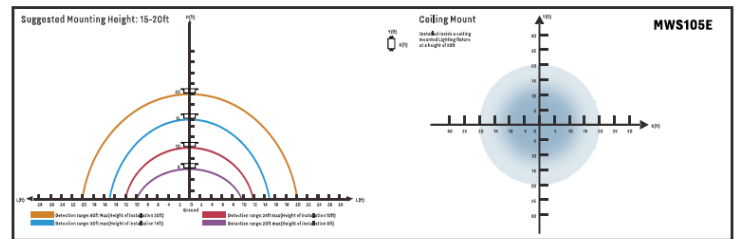
Click Here or Scan Code to Learn More About

NUROAir Bluetooth Controls

NURO Installation Into Fixture



Coverage Pattern


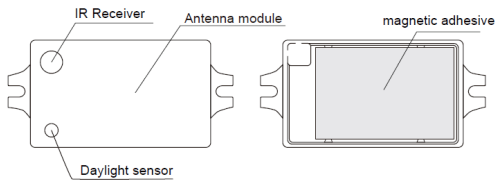


BASIC

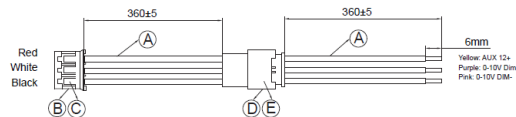
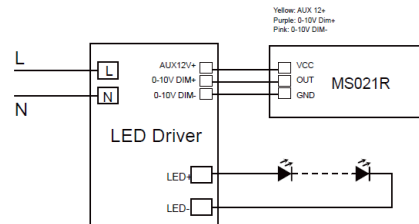
MWS

- 5.8GHz occupancy sensing microwave motion sensor build in 2.4GHz RF module
- Grouping and synchronize function for different lights
- Tri-level dimming output
- Daylight sensor build in
- Remote controller setting

Wiring Diagram

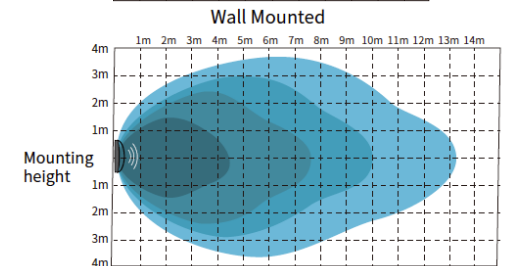
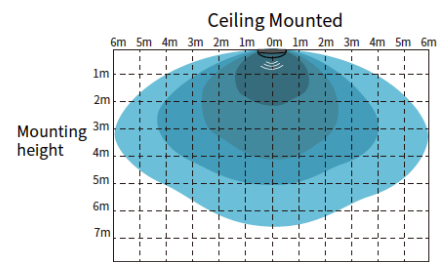


Model: MS021R

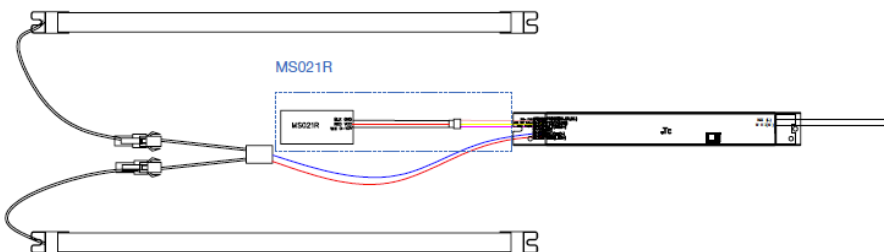


Coverage Patterns

Sensitivity: 25% 50% 75% 100%



MS021R Installation Into Fixture





UNIVERSAL LIGHT BAR KIT

ACCESSORIES

PRODUCT	MODEL	DESCRIPTION	IMAGES	DIMENSIONS
37934	8EMINVERTER	California Title 20 Compliant 8W Emergency LED Inverter (Field Installation)		
38096	24EMINVERTER	California Title 20 Compliant 24W Emergency LED Inverter (Field Installation)		
37936	TAPETESTACC	Adhesive Field Fixture Mount Test Switch and Indicator Light		
37937	CEILTESTACC	Remote Round Ceiling Mount Test Switch and Indicator Light		
37938	WALLPLATE	Single Gang Jbox Face Plate		
MS021R	MS021R	Microwave Sensor (Field Installation)		
+NURO-LBK-V1	+NURO-LBK-V1	NUROAir Bluetooth Microwave Sensor		
MR010	MR010	Microwave Sensor Remote Controller, for MS021R		
NURO-SW-3B-BT-BLE-WP-V1	NURO-SW-3B-BT-BLE-WP-V1	NUROAir Bluetooth 3-Key Wireless Battery Powered Wall Switch		
NURO-SW-5B-BT-BLE-WP-V1	NURO-SW-5B-BT-BLE-WP-V1	NUROAir Bluetooth 5-Key Wireless Battery Powered Wall Switch		
NURO-SW-7B-AC-BLE-WP-V1	NURO-SW-7B-AC-BLE-WP-V1	NUROAir Bluetooth 7-Key Line Voltage (AC 120-277V) Powered Wall Switch		