

# viewpoint

## AREA LIGHT 2.0



### FEATURES

- Features field-swappable IES optic distributions for application-specific flexibility.
- Provides field-selectable lumen output and CCT to reduce SKUs and simplify stocking.
- Delivers precise, uniform illumination with advanced optical performance with up to 179 LPW
- Ensures long-term reliability with IP66-rated die-cast aluminum housing and UV-stabilized optics.
- Supports advanced control options, including Bluetooth programmable sensors, photocells, and bi-level dimming.
- Simplifies installation with versatile mounting configurations designed for quick one-person setup.

### OPTIC DISTRIBUTION FIELD SWAPPABLE LENS

Features 3 field-swappable IES optic distributions for application-specific flexibility




### LIGHTING SIMPLIFIED

When the job demands fewer SKUs, faster installs, and uniform results, choose Viewpoint 2.0. Purpose built for parking, site, and perimeter with smart, code ready control options.


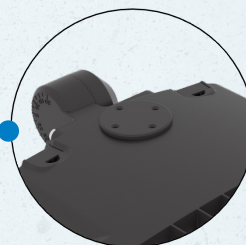
### THE ALL IN ONE SOLUTION

Field selectable CCT in 3K, 4K, or 5K and lumen selectability simplify planning and stocking. Plug and play NUROair Bluetooth mesh or field installable control receptacle devices for fast control setup or easily upgrade anytime. See back for more details.



Integral Selector Control

Field-Installable Control Receptacle



Plug-n-Play Sensors & Control Options

### SUITABLE APPLICATIONS

Parking Lots  
Parking Structure

Parks  
Education

Hospitals  
Car Dealerships

Shopping Centers  
Roadways

### 3 VERSATILE SIZES

Scale the same fixture across your site and standardize across sites, streamline stock, and deliver consistent light with IP66 toughness.

Sizes	Lumen Range
VAS2	16L/20L/23L
VAM2	24L/28L/31L
VAL2	32L/38L/46L

### ADJUSTABLE MOUNTING ACCESSORIES

Viewpoint comes standard with a fully adjustable universal round/square pole mount bracket, wall mount, or slipfitter

**SMB**  
Wall Mount & Surface Conduit

**SLPF**  
2-3/8" Adj. Slip Fitter

**WMB**  
Wall Mount Bracket

**PMB**  
Adjustable Pole Mount

Pictured: Viewpoint Medium with PMB

### CONTROL OPTIONS

From basic sensors to NUROair Bluetooth mesh, Viewpoint 2.0 fits your control strategy. Group fixtures, schedule runtimes, and set bi-level dimming across the site.

**NUROAir**<sup>®</sup>  
Bluetooth Controls  
POWERED BY ILLUMUS. BRANDS

**SYNAPSE**



### PAIR WITH OTHER VIEWPOINT COMPANION PRODUCTS FOR A COHESIVE SITE

**VFC/VFS/VFM/VFL/VFX**  
2,000-40,000 lm

**VWS2/VWM2**  
3,000-14,000 lm

**VCS/VCM**  
3,000-14,000 lm